

Applied Filters

CPC: VCC: NUSD;

<i>Cohort</i>	262
<i>Respondents</i>	145
<i>Response Rate</i>	55%

Demographics

Gender

Age at the Time of the Survey

Aboriginal Identity

10%

Based on domestic students only.

Median Age

35

Further Education

40%

*took further studies after
graduating from their
program*

9%








*of respondents were studying
at the time of the survey*

Of those studying at the time of the survey: n = 13

54%

*were studying
full time*

Type of further education




Baccalaureate Graduates Survey (BGS) 2 Year Out Survey
Summary of Survey Results: 2018 to 2022

Applied Filters

CPC: VCC: NUSD;

<i>Cohort</i>	<i>262</i>
<i>Respondents</i>	<i>145</i>
<i>Response Rate</i>	<i>55%</i>

Skill Development and Post



2%
9%
5%

Percentages are based on those who gave a valid rating, excluding those who said Not applicable.

