

Diploma, Associate Degree or Certificate Student Outcomes

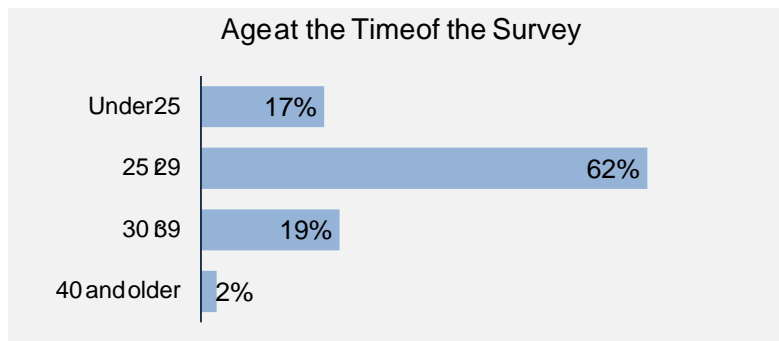
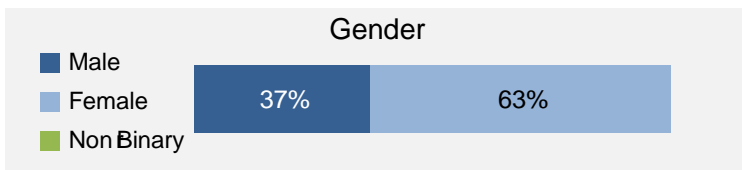
Summary of Survey Results: 2019 to 2023

Applied filters:
CPCVCCBusiness & ProjectManagement;

Cohort	124
Respondents	47
Response Rate	38%

Description of Survey Respondents

Demographics



Aboriginal Identity
0%
Based on domestic students only.

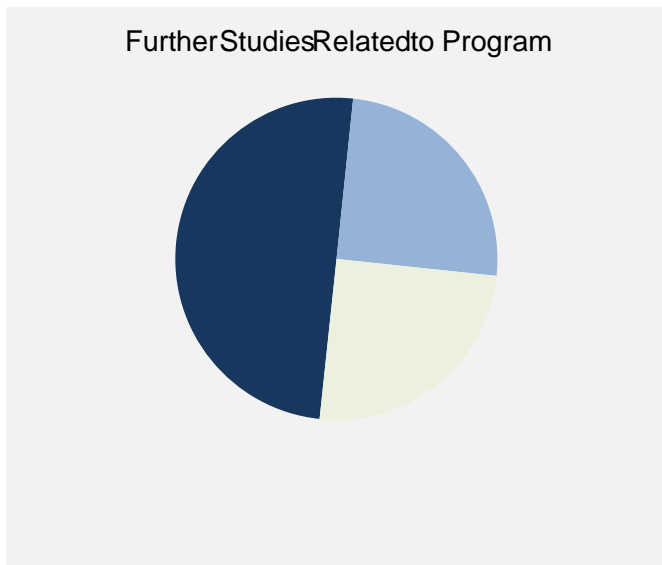
Median Age
26

Further Education

9%
took further studies after graduating from their program
n = 4

100%
of those who had taken further studies said their program prepared them well

0%
of respondents were currently studying



Of those who took further studies at a different institution:
25%
expected transfer credit
n = 1

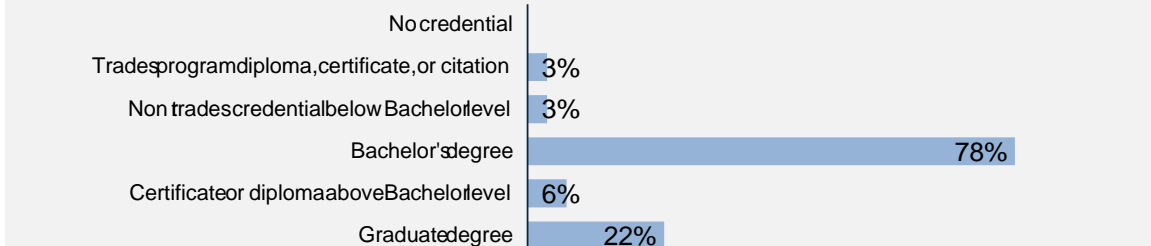
Of those who expected transfer credit:
100%
Received transfer credit

100%
were very satisfied or satisfied with their transfer experience

Past Education

68% of respondents had taken previous post secondary education n = 32

Respondents were asked if they took ABE or ESL courses during or prior to their studies



Adult Basic Education
4%

4%

Credentials are based on those who had taken previous post secondary education. Respondents could report more than one type of post secondary credential.

Diploma, Associate Degree, and Certificate Student Outcomes

Summary of Survey Results: 2019 to 2023

Applied filters:

CPCVCCBusiness & ProjectManagement;

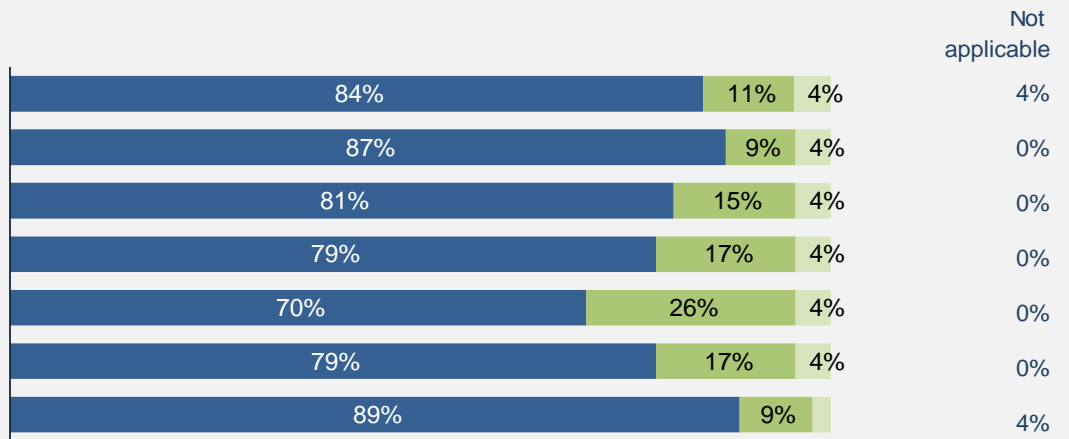
Cohort	124
Respondents	47
Response Rate	38%

Skill Development and Post-Secondary Experience

87%

said they were very satisfied or satisfied with the education they received.

Skill Development



Percentages are based on those who gave a valid rating, excluding those who said Not applicable.

Satisfaction with Post-Secondary Experience

Very Satisfied	Satisfied	Not applicable
2%	2%	0%
0%	0%	0%
0%	0%	0%

Percentages are based on those who gave a valid rating, excluding those who said Not applicable.